

Exzent X-422 Software update

To download the v1.3 software you will need to disable the Firewall and any Antivirus software as the site is 'Not secure'

[Produktarchive: Manuals \(xzent.com\)](http://Produktarchive.Manuals(xzent.com))

X-422



User Manual

 DE, EN •  ES •  FI •  FR •  IT •  NO •  SE

Quick Start Guide Nav Software

 X-MAP22FEU: CZ, DE, EN, NL, FR, IT •  X-MAP22FEU-MH: CZ, DE, EN, NL, FR, IT

Manual Nav Software



 DE •  EN

Software Updates

v1.3 – up-to-date

In the archive since January 10th, 2021

Last update v1.3 released on July 12th, 2020

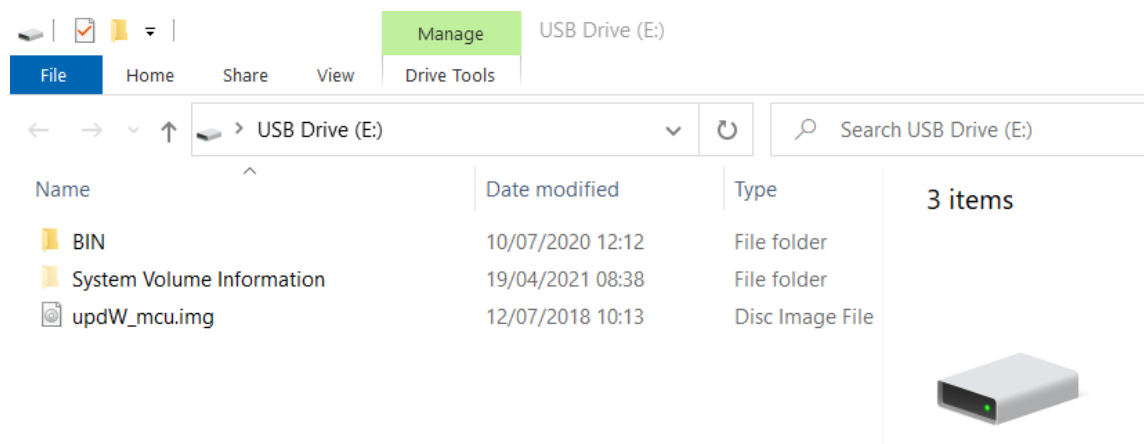
 Download Installationsanleitung DE •  Download update v1.3 (.exe, 44.2 MB)

Download update v1.3 (.exe 44.2MB)

Find in the download folder and copy to the desktop

Double click and the software will extract to a folder Bin, and an image file. updW_mcu.img

Copy these to a USB memory stick no larger than 8MB



Plug the Memory Stick into a USB port of the radio, making sure nothing is plugged into the other.

Power up the unit and the software should start loading with a progress bar. Once complete, it should give you a menu to choose the language.

Choose the language, unplug the USB and press the OK on screen and the unit should reboot