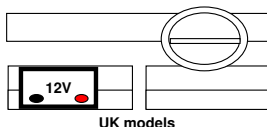
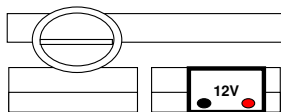




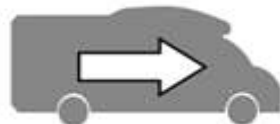
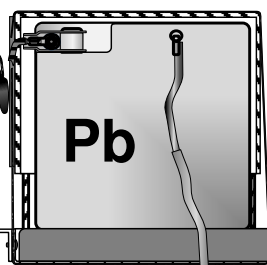
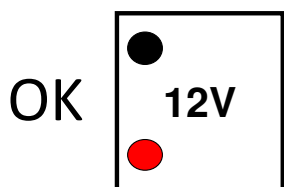

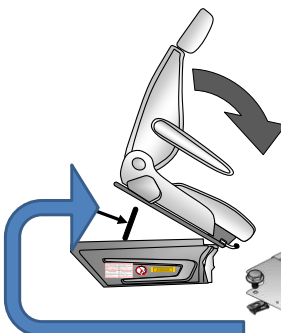
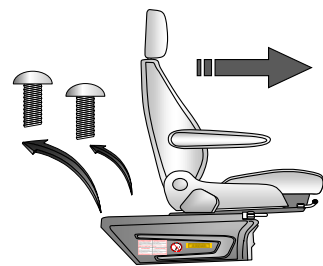
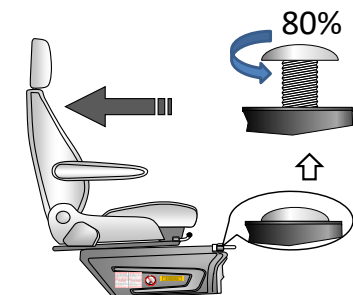
Montage batterie auxiliaire B2  
 B2 Aux battery installation  
 Montageanleitung der Zusatzbat. B2  
 Montaggio della batteria ausiliare B2  
 Montaje de la batería auxiliar B2

Année Modèle / Model year / Modelljahr / Anno modello / Año del modelo

# FORD TRANSIT 2024



UK models



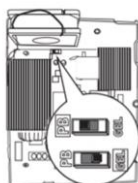
VN215226

F : Non fourni  
 GB : Not provided  
 D : Nicht vorgesehen  
 I : Non fornito  
 E : No provisto

LITHIUM UNIQUEMENT / ONLY / NUR / SOLAMENTE SUPER B LITHIUM ou/or/oder/o CAMPERDICE 100Ah Lithium

Pas d'autre marque autorisée / No other brand allowed / Keine andere Marke erlaubt / Nessun altro marchio consentito / No se permite ninguna otra marca

ATTENTION / CAUTION / ACHTUNG / ATTENZIONE / ATENCION



	A	B	C
PB	OK		
AGM			OK
LITHIUM		OK	
GEL		OK	

ou  
or  
oder  
o

PB	GEL	
OK		PB
OK		AGM
	OK	LITHIUM
	OK	GEL

ATTENTION / CAUTION / ACHTUNG / ATTENZIONE / ATENCION / LET OP

F : Vérifiez que le faisceau n'a pas été endommagé lors du montage de la batterie  
 GB : Check that harness has not been damaged during installation process  
 D : Bitte überprüfen Sie, daß die Kabel nicht bei der Batteriemontage beschädigt wurden  
 I : Verificare che il fascione non sia stato danneggiato durante l'installazione della batteria  
 E : Por favor, compruebe que el cableado no fue dañado durante la instalación

Année Modèle / Model year / Modelljahr / Anno modello / Año del modelo

2015 => 2023: Voir / See / Sehen / Vedere / Ver :

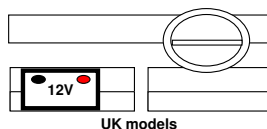
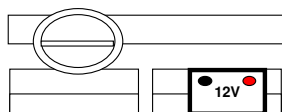
WEB KAT GA ONLINE

Données techniques / Technical Data / Techn. Daten / Dati tecnici / Datos técnicos

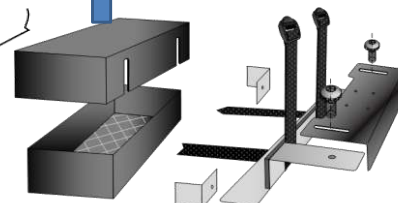
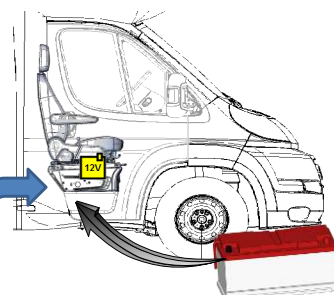
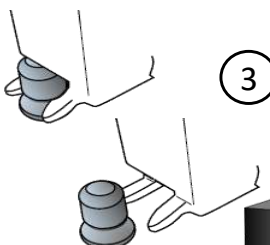
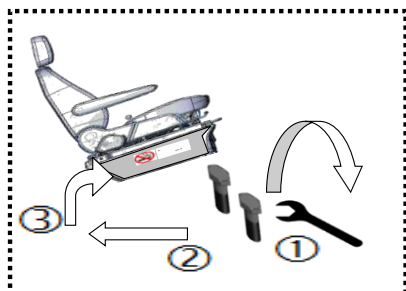
Montage batterie auxiliaire B2  
 B2 Aux battery installation  
 Montageanleitung der Zusatzbat. B2  
 Montaggio della batteria ausiliare B2  
 Montaje de la batería auxiliar B2

Année Modèle / Model year / Modelljahr / Anno modello / Año del modelo

**PEUGEOT & FIAT 2024**

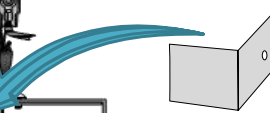

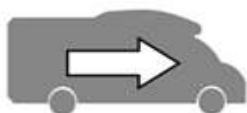
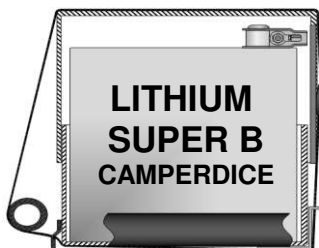

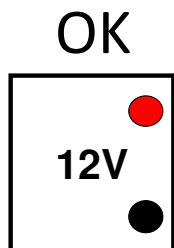


UK models



VN215226

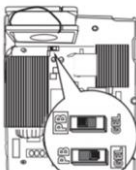
F : Non fourni  
 GB : Not provided  
 D : Nicht vorgesehen  
 I : Non fornito  
 E : No provisto



LITHIUM UNIQUEMENT / ONLY / NUR / SOLAMENTE SUPER B LITHIUM ou/or/oder/o CAMPERDICE 100Ah Lithium

Pas d'autre marque autorisée / No other brand allowed / Keine andere Marke erlaubt / Nessun altro marchio consentito / No se permite ninguna otra marca

ATTENTION / CAUTION / ACHTUNG / ATTENZIONE / ATENCION / LET OP



	A	B	C
PB	OK		
AGM			OK
LITHIUM		OK	
GEL		OK	

ou  
or  
oder  
o

PB	GEL	
OK		PB
OK		AGM
	OK	LITHIUM
	OK	GEL



ATTENTION / CAUTION / ACHTUNG / ATTENZIONE / ATENCION / LET OP

F : Vérifiez que le faisceau n'a pas été endommagé lors du montage de la batterie  
 GB : Check that harness has not been damaged during installation process  
 D : Bitte überprüfen Sie, daß die Kabel nicht bei der Batteriemontage beschädigt wurden  
 I : Verificare che il fascione non sia stato danneggiato durante l'installazione della batteria  
 E : Por favor, compruebe que el cableado no fue dañado durante la instalación

Année Modèle / Model year / Modelljahr / Anno modello / Año del modelo

2014 => 2023 : Voir / See / Sehen / Vedere / Ver :

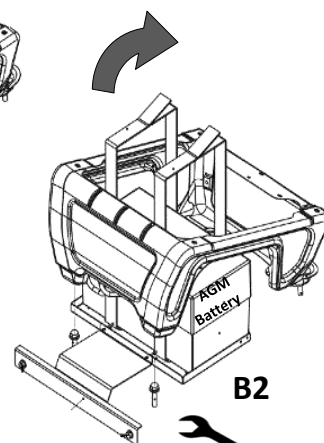
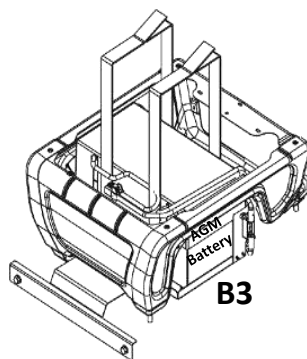
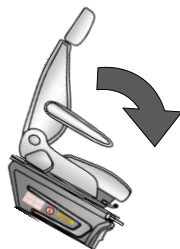
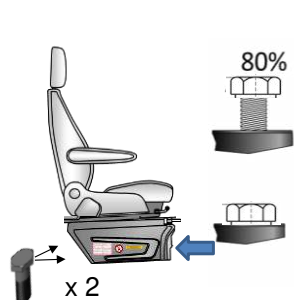
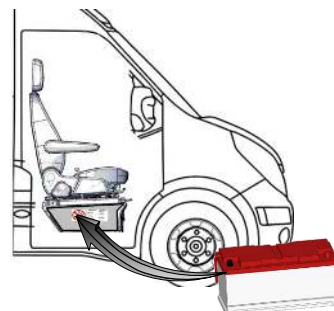
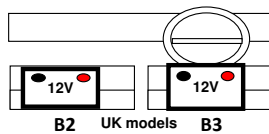
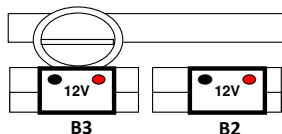
WEB KAT GA ONLINE

Données techniques / Technical Data / Techn. Daten / Dati tecnici / Datos técnicos

**Montage batterie auxiliaire B2**  
**B2 Aux battery installation**  
**Montageanleitung der Zusatzbat. B2**  
**Montaggio della batteria ausiliare B2**  
**Montaje de la batería auxiliar B2**

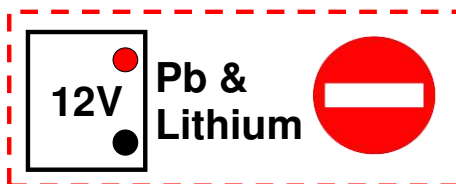
Année Modèle / Model year / Modelljahr / Anno modello / Año del modelo

**RENAULT 2024**



M10x1.50 long 40mm 10.9  
 Ref TRIGANO SERVICE VN703620T  
 Ref RENAULT 7703 602 187

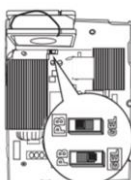
FR : Changer les vis à chaque remontage  
 GB : Change the screws for each reinstallation  
 DE: Austausch der Schrauben bei jeder Neuinstallation  
 IT : Sostituire le viti ad ogni rimontaggio  
 ES : Cambiar los tornillos a cada reensamblaje



44 Nm +/- 15%

**AGM UNIQUEMENT / ONLY / NUR / SOLAMENTE AGM**

ATTENTION / CAUTION / ACHTUNG / ATTENZIONE / ATENCION / LET OP



	A	B	C
PB	OK		
AGM			OK
LITHIUM		OK	
GEL		OK	

ou  
or  
oder  
O

PB	GEL	
OK		PB
OK		AGM
	OK	LITHIUM
	OK	GEL



ATTENTION / CAUTION / ACHTUNG / ATTENZIONE / ATENCION / LET OP

F : Vérifiez que le faisceau n'a pas été endommagé lors du montage de la batterie  
 GB : Check that harness has not been damaged during installation process  
 D : Bitte überprüfen Sie, daß die Kabel nicht bei der Batteriemontage beschädigt wurden  
 I : Verificare che il fascione non sia stato danneggiato durante l'installazione della batteria  
 E : Por favor, compruebe que el cableado no fue dañado durante la instalación

Année Modèle / Model year / Modelljahr / Anno modello / Año del modelo

2014 => 2023 : Voir / See / Sehen / Vedere / Ver :

WEB KAT GA ONLINE

Données techniques / Technical Data / Techn. Daten / Dati tecnici / Datos técnicos